
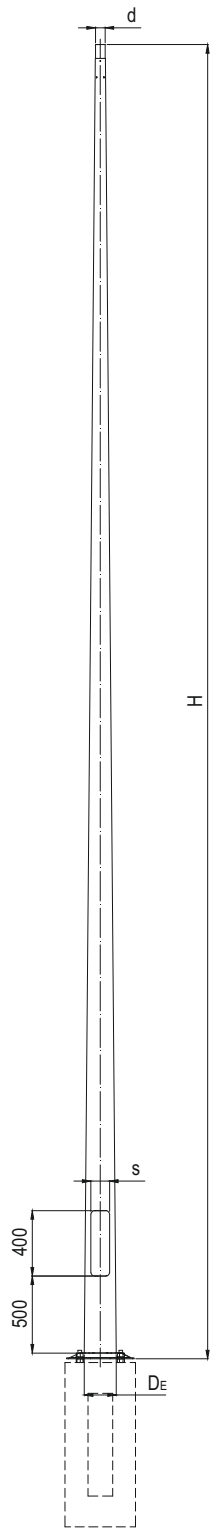
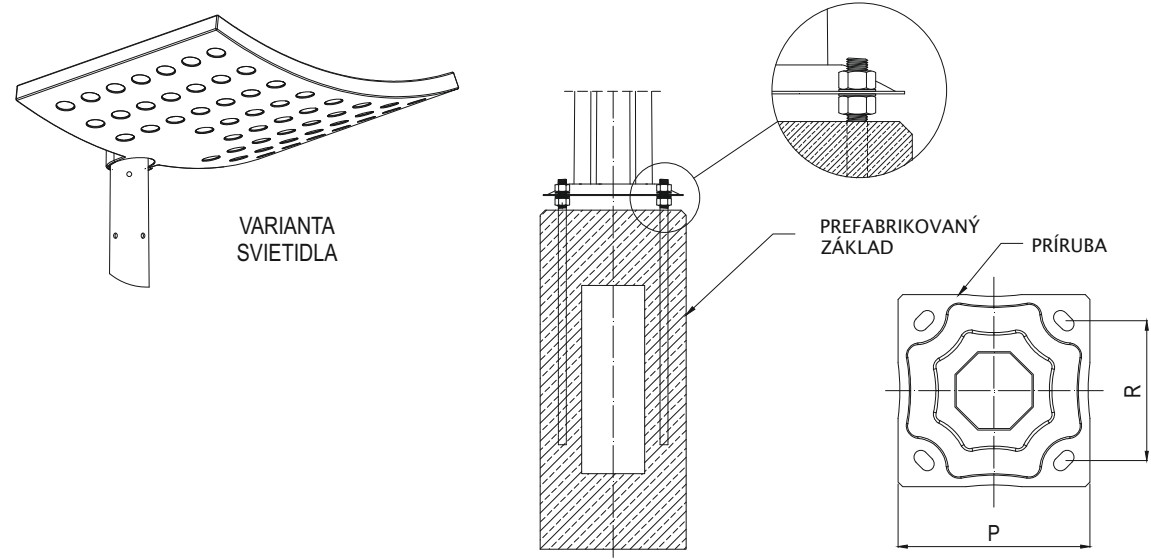


## Parkový kuželový osvetľovací stĺp s prírubou



Tabuľka s geometriou stĺpa

Tabuľka s pevnostnými parametrami

SYMBOL														M	T	
	H	d	D	$h_w$	s	h	P / R					I pásmo	II pásmo			III pásmo
	[m]	[mm]	[mm]	[mm]	[mm]	[mm]	[mm]	[mm]	[cm]	[mm]	[kg]	[m <sup>2</sup> ]	[m <sup>2</sup> ]	[m <sup>2</sup> ]	[daNm]	[daN]
S-30C/3 AUR 98/60	3	60	98	400	65	500	271 / 200	M18	100 / 30	800	40	0,96	0,81	0,57	312	122
S-35C/3 AUR 104/60	3,5		104		70							0,84	0,70	0,49	340	119
S-40C/3 AUR 110/60	4		110		75							0,75	0,62	0,42	371	118
S-45C/3 AUR 116/60	4,5		116		75							0,71	0,58	0,41	433	126
S-50C/3 AUR 122/60	5		122		80							0,62	0,50	0,35	469	127
S-60PC/3 AUR 134/60	6		134		85							0,53	0,42	0,28	570	135