

CP40H20... Channel

Overview:

Application

Used for suspending lighting, and as construction element for installing cable trays, and ladders. Used as an element for supporting Brackets WS, WZS, WSZ, WWT, WPT, WWC, WPL, WTL, WW, WWS, WWD, WMC, WMCN, WWCN, and WWC.

Material

Steel, strip-galv. acc. to the Sendzimir method to PN-EN 10346:2011 (SG)


Available to order:

F- steel, hot-dip galv. to PN-EN ISO 1461:2011 (HDG)

E- stainless steel sections to 3m long (SS)

L- powder coating in a full range of colours (PC)

Important! In case of large quantity orders available are any sections to 6m long. For the assembly of channel in combination with channel connector use Screw Sets SGK M10×20 or SG M10×20



































Versions:

Sheet thickness: **1,5 mm**

Symbol	Length L [m]	Width a [mm]	Catalogue number	Quantity in box	Height H [mm]	Weight 1 pc.
CP40H20/2	2000	40	611720	8	20	1,56
CP40H20/3	3000	40	611730	8	20	2,34

Connected products:

							
CWZP30H20... Support Channel	CWZP40H22... Support Channel	CWZP40H47... Support Channel	PLP... Perforated Steel Strip	PTP20... Perforated Steel Band	PZC... Assembly Plate	NO40x20 Protective Cap	CWP40H35... Support Channel
							
LCW40H35 Channel Connector	LCW40H47 Channel Connector	LCM50H30 Channel Connector	NO40x47 Protective Cap	CP28H12... Channel	LC40H20 Channel Connector	CMP40H22... Support Channel	KTP25H25... Angle Profile
							
KTP35H35... Angle Profile	NOK... Protective Cap	NO80x37 Protective Cap	CWP30H30... Support Channel	LCW30H30 Channel Connector	LCM40H40 Channel Connector	TSO... Galvanised Steel Tape	DSO... Galvanised Steel Wire
							
NO30x30 Protective Cap	NO40x40N Protective Cap	NO40x60 Protective Cap	DPH... I-Beam	NO40x30 Protective Cap	NO50x30 Protective Cap	LCM40H60 Channel Connector	LCM50H50 Channel Connector